

KEDIA ADVISORY



DAILY BULLION REPORT

9 Jul 2024

- BULLDEX
- GOLD
- SILVER



Kedia Stocks & Commodities Research Pvt. Ltd.

Research Advisory | White Labelling | Digital Marketing



BULDEX SNAPSHOT

Commodity	Expiry	Open	High	Low	Close	% Change
MCXBULLDEX	25-Jul-24	18700.00	18858.00	18630.00	18696.00	-0.93
MCXBULLDEX	27-Aug-24	0.00	0.00	0.00	18847.00	-1.04

BULLION SNAPSHOT

Commodity	Expiry	Open	High	Low	Close	% Change
GOLD	5-Aug-24	73038.00	73068.00	72130.00	72333.00	-0.98
GOLD	4-Oct-24	73408.00	73464.00	72535.00	72736.00	-0.96
GOLDMINI	5-Aug-24	72900.00	73040.00	72127.00	72332.00	-0.93
GOLDMINI	5-Sep-24	73254.00	73287.00	72410.00	72598.00	-0.91
SILVER	5-Sep-24	93295.00	93888.00	92025.00	92614.00	-1.00
SILVER	5-Dec-24	95994.00	96541.00	94733.00	95348.00	-0.94
SILVERMINI	30-Aug-24	93201.00	93765.00	92000.00	92552.00	-2.24
SILVERMINI	29-Nov-24	95947.00	96450.00	94722.00	95287.00	0.04

OPEN INTEREST SNAPSHOT

Commodity	Expiry	% Change	% Oi Change	Oi Status
MCXBULLDEX	25-Jul-24	-0.93	-5.95	Long Liquidation
MCXBULLDEX	27-Aug-24	-1.04	0.00	Long Liquidation
GOLD	5-Aug-24	-0.98	-5.31	Long Liquidation
GOLD	4-Oct-24	-0.96	8.19	Fresh Selling
GOLDMINI	5-Aug-24	-0.93	99.43	Fresh Selling
GOLDMINI	5-Sep-24	-0.91	-372.43	Long Liquidation
SILVER	5-Sep-24	-1.00	-4.28	Long Liquidation
SILVER	5-Dec-24	-0.94	16.43	Fresh Selling
SILVERMINI	30-Aug-24	-0.99	-2.24	Long Liquidation
SILVERMINI	29-Nov-24	-0.93	0.04	Fresh Selling

INTERNATIONAL BULLION SNAPSHOT

Commodity	Open	High	Low	Close	% Change
Gold \$	2386.19	2391.20	2351.24	2361.88	-1.00
Silver \$	31.11	31.37	30.43	30.86	-0.66

RATIOS

Ratio	Price	Ratio	Price	Ratio	Price
Gold / Silver Ratio	78.10	Silver / Crudeoil Ratio	13.47	Gold / Copper Ratio	83.16
Gold / Crudeoil Ratio	10.52	Silver / Copper Ratio	106.48	Crudeoil / Copper Ratio	7.91

Important levels for Jewellery/Bullion Dealers



Booking Price for Sellers	Booking Price for Buyers
72643.00	72023.00
72853.00	71813.00



Booking Price for Sellers	Booking Price for Buyers
93334.00	91894.00
94094.00	91134.00



Booking Price for Sellers	Booking Price for Buyers
83.67	83.31
83.89	83.09




Booking Price for Sellers	Booking Price for Buyers
2375.00	2349.70
2387.90	2336.80



Booking Price for Sellers	Booking Price for Buyers
31.32	30.50
31.63	30.19

Click here for download Kedia Advisory **Special Research Reports**



Technical Snapshot

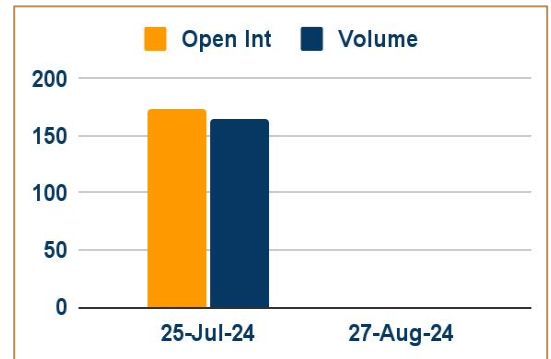


SELL GOLD AUG @ 72500 SL 72700 TGT 72100-71900. MCX

Observations

- Gold trading range for the day is 71570-73450.
- Gold slipped as investors booked profits after soft U.S. jobs data
- PBOC refrains from gold purchases for a second month
- Markets are currently pricing in a 74% chance of the Fed cutting interest rates in September.
- Fed Powell, US inflation data due this week

OI & Volume



Spread

GOLD OCT-AUG	403.00
GOLDMINI SEP-AUG	266.00

Trading Levels

Commodity	Expiry	Close	R2	R1	PP	S1	S2
GOLD	5-Aug-24	72333.00	73450.00	72890.00	72510.00	71950.00	71570.00
GOLD	4-Oct-24	72736.00	73840.00	73285.00	72910.00	72355.00	71980.00
GOLDMINI	5-Aug-24	72332.00	73415.00	72875.00	72500.00	71960.00	71585.00
GOLDMINI	5-Sep-24	72598.00	73640.00	73120.00	72765.00	72245.00	71890.00
Gold \$		2361.88	2407.96	2384.76	2368.00	2344.80	2328.04

Technical Snapshot



SELL SILVER SEP @ 93000 SL 93600 TGT 92300-91800. MCX

Observations

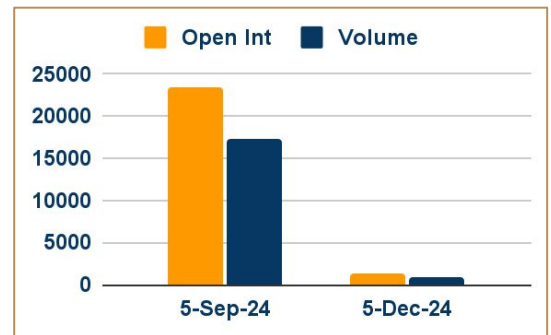
Silver trading range for the day is 90975-94705.

Silver declines as Trump effect pushes up Treasury yields

Prices were also supported by expectations that China will unveil more stimulus measures at the upcoming Third Plenum this month. Demand for silver from the solar panel sector also continued to support the market.

Investors now look ahead to key US inflation data this week.

OI & Volume



Spread

SILVER DEC-SEP	2734.00
SILVERMINI NOV-AUG	2735.00

Trading Levels

Commodity	Expiry	Close	R2	R1	PP	S1	S2
SILVER	5-Sep-24	92614.00	94705.00	93655.00	92840.00	91790.00	90975.00
SILVER	5-Dec-24	95348.00	97345.00	96345.00	95540.00	94540.00	93735.00
SILVERMINI	30-Aug-24	92552.00	94535.00	93540.00	92770.00	91775.00	91005.00
SILVERMINI	29-Nov-24	95287.00	97215.00	96250.00	95485.00	94520.00	93755.00
Silver \$		30.86	31.83	31.35	30.89	30.41	29.95

Gold slipped as investors booked profits after soft U.S. jobs data fuelled prices to a more than a-month high on rising expectations that the Federal Reserve will begin cutting interest rates in September. Data last week pointed to a slackening labour market that keeps the U.S. central bank on course to start cutting interest rates soon. Markets are currently pricing in a 74% chance of the Fed cutting interest rates in September as well as another cut in December.

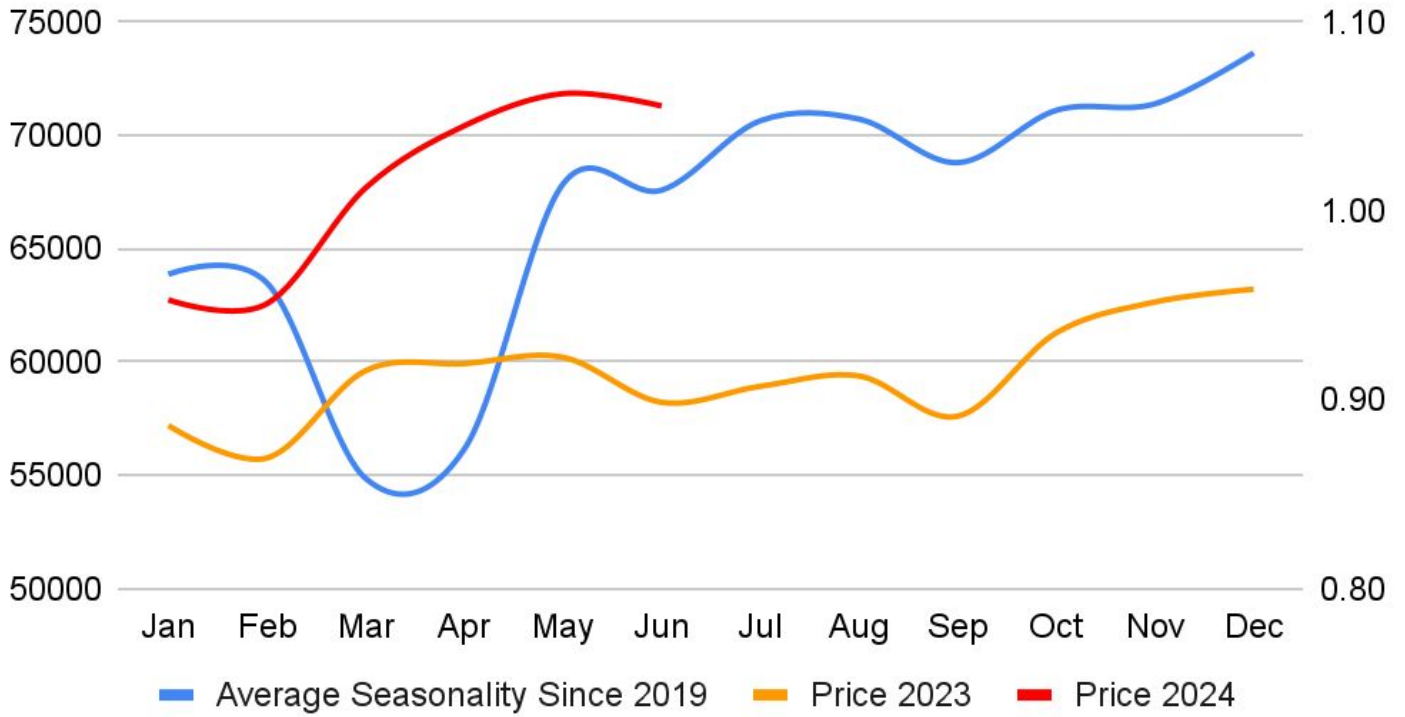
High gold prices dull activity in India and China - Physical gold dealers in India offered discounts for the ninth consecutive week due to high prices, as they await a potential import duty reduction in the upcoming budget, while top consumer China also saw weakness in demand. Gold demand in India, has slowed as rising prices deterred buyers who are awaiting a potential import duty cut in the upcoming budget. Indian dealers offered a discount of up to \$11 an ounce over official domestic prices, versus last week's discount of \$9. In China, dealers charged premiums of \$11-\$24 per ounce over international spot prices this week, compared with \$12-\$23 last week. Meanwhile, gold was sold at par to \$3 premiums in Singapore and at par to \$2 premiums in Hong Kong.

Gem, jewellery exports down 6% in May on weak demand - Gem and jewellery export last month was down 6 per cent to \$2.48 billion (₹20,713 crore) against \$2.65 billion (₹21,796 crore) for the same period last year due to the economic uncertainties in the global markets. Cut and polished diamonds export declined 15 per cent to \$1.47 billion (\$1.72 billion) largely due to geopolitical tensions. Rough diamond imports dipped 10 per cent to \$2.39 billion (\$2.64 billion), as per the Gem and Jewellery Export Promotion Council of India data. Boosted by sharp increase in prices, gold jewellery exports increased 13 per cent to \$660 million (\$584 million) due to higher price realisation and renewed demand for the yellow metal by consumers globally. Coloured gemstones exports fell 29 per cent to \$63 million (\$89 million).

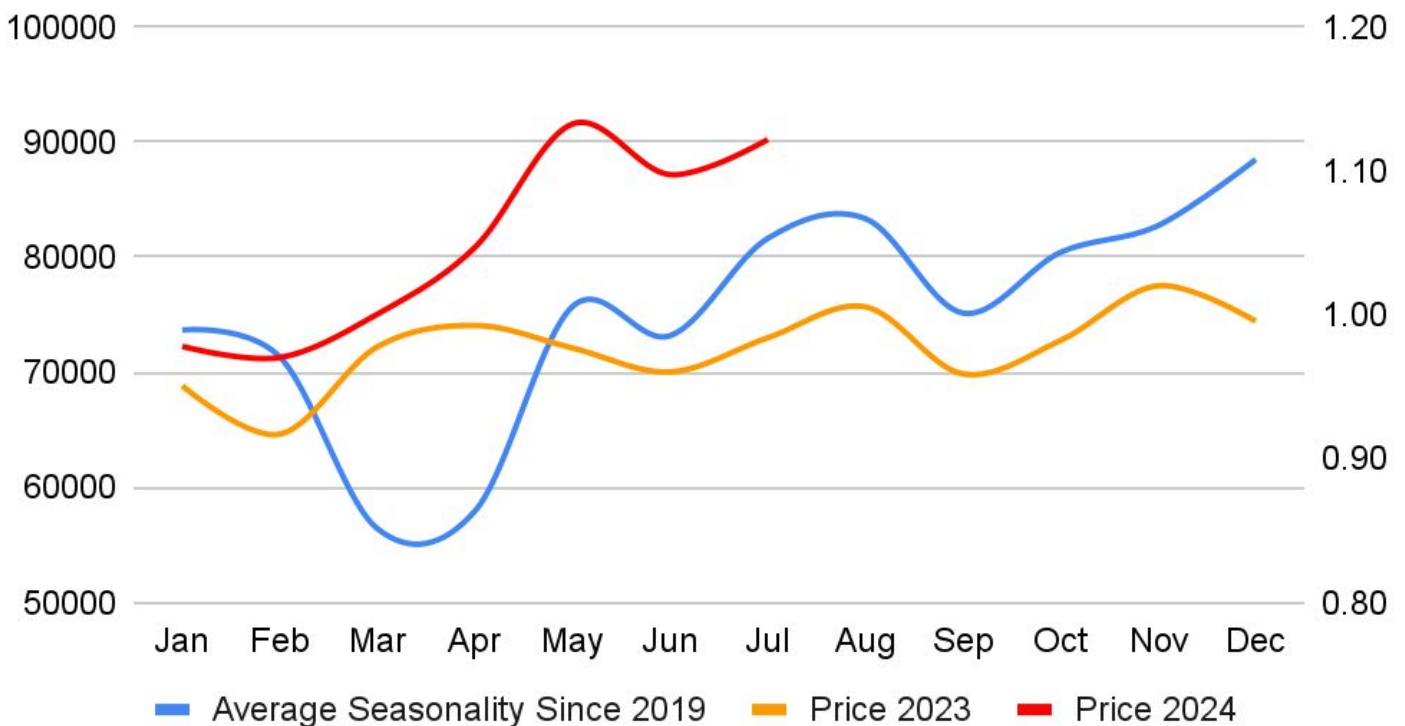
China's May net gold imports via Hong Kong down about 23% from April - China's net gold imports via Hong Kong in May dropped about 22.7% from the previous month, Hong Kong Census and Statistics Department data showed. Net imports into the world's top gold consumer stood at 26.722 metric tons in May, compared with 34.575 tons in April, the data showed. Total gold imports via Hong Kong were down about 19.3% at 34.897 tons.

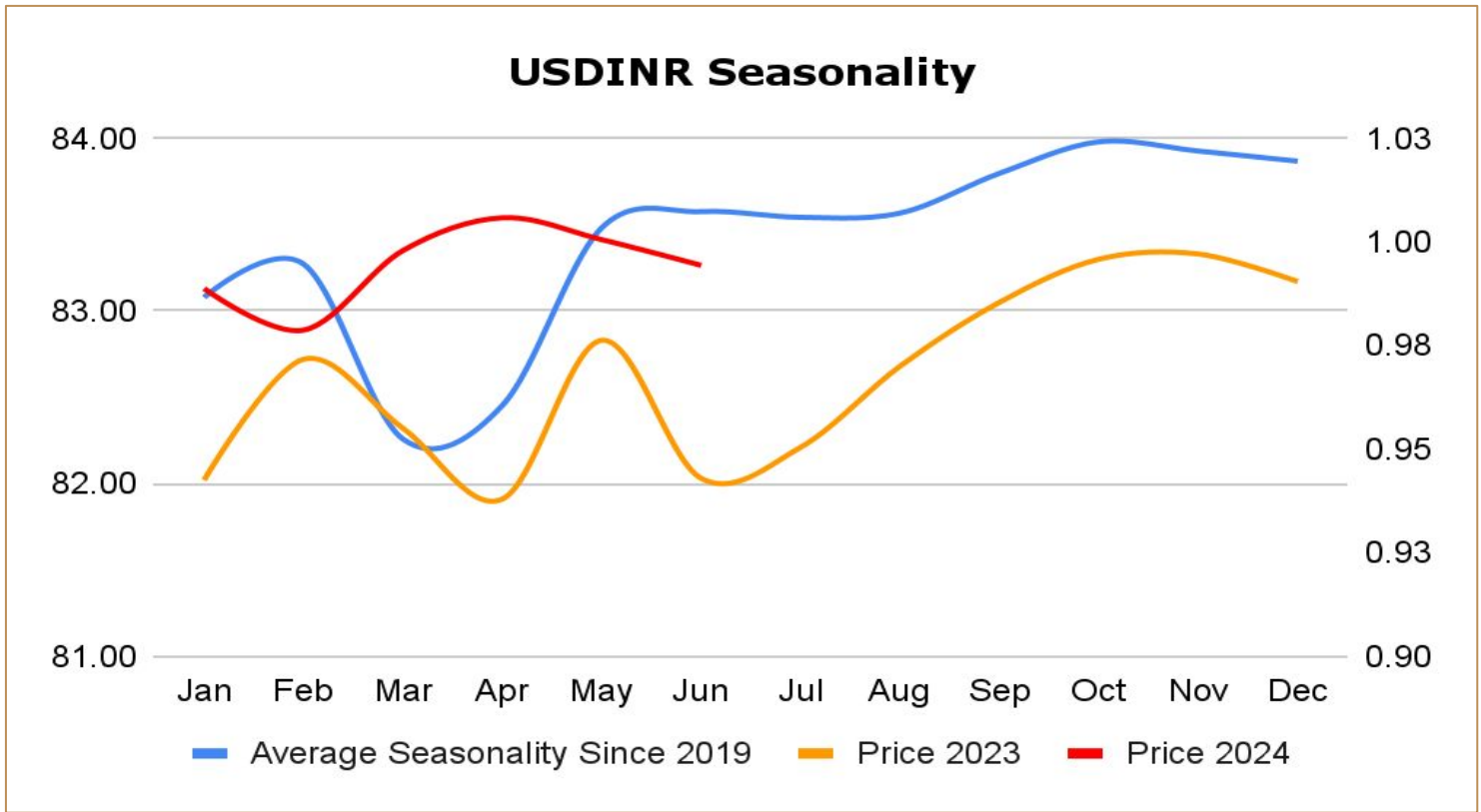
India's gold imports seen falling as record price prompts jewellery swaps - India's gold imports in 2024 could fall by nearly a fifth from the previous year, as record high prices spur retail consumers to exchange old jewellery for new items. Lower imports by India, the world's second biggest consumer of the precious metal, could cap a rally that carried global prices to a record. In the March quarter, scrap supplies jumped 10% from a year ago to 38.3 tons, data from the World Gold Council showed. India imported 744 metric tons of gold in 2023. Jewellery demand accounts for three-quarters of the total demand, while investment demand makes up the rest.

Gold Seasonality



Silver Seasonality





Weekly Economic Data

Date	Curr.	Data
Jul 8	EUR	German Trade Balance
Jul 8	EUR	Sentix Investor Confidence
Jul 9	USD	Consumer Credit m/m
Jul 9	USD	NFIB Small Business Index
Jul 9	USD	FOMC Member Barr Speaks
Jul 9	USD	Fed Chair Powell Testifies
Jul 9	USD	Treasury Sec Yellen Speaks
Jul 9	USD	FOMC Member Bowman Speaks
Jul 10	EUR	German Buba Nagel Speaks
Jul 10	EUR	Italian Industrial Production m/m
Jul 10	EUR	German Buba Nagel Speaks
Jul 10	USD	Fed Chair Powell Testifies
Jul 10	USD	Final Wholesale Inventories m/m

Date	Curr.	Data
Jul 11	USD	Core CPI m/m
Jul 11	USD	CPI m/m
Jul 11	USD	CPI y/y
Jul 11	USD	Unemployment Claims
Jul 11	USD	Natural Gas Storage
Jul 11	USD	FOMC Member Bostic Speaks
Jul 11	USD	FOMC Member Musalem Speaks
Jul 11	USD	30-y Bond Auction
Jul 11	USD	Federal Budget Balance
Jul 12	EUR	German WPI m/m
Jul 12	EUR	French Final CPI m/m
Jul 12	USD	Core PPI m/m
Jul 12	USD	PPI m/m



DISCLAIMER

KEDIA ADVISORY

This Report is prepared and distributed by Kedia Stocks & Commodities Research Pvt Ltd. Our SEBI REGISTRATION NUMBER - INH000006156. for information purposes only. The recommendations, if any, made herein are expressions of views and/or opinions and should not be deemed or construed to be neither advice for the purpose of purchase or sale through KSCRPL nor any solicitation or offering of any investment /trading opportunity. These information/opinions/ views are not meant to serve as a professional investment guide for the readers. No action is solicited based upon the information provided herein. Recipients of this Report should rely on information/data arising out of their own investigations. Readers are advised to seek independent professional advice and arrive at an informed trading/investment decision before executing any trades or making any investments. This Report has been prepared on the basis of publicly available information, internally developed data and other sources believed by KSCRPL to be reliable. KSCRPL or its directors, employees, affiliates or representatives do not assume any responsibility for or warrant the accuracy, completeness, adequacy and reliability of such information/opinions/ views. While due care has been taken to ensure that the disclosures and opinions given are fair and reasonable, none of the directors, employees, affiliates or representatives of KSCRPL shall be liable for any direct, indirect, special, incidental, consequential, punitive or exemplary damages, including lost profits arising in any way whatsoever from the information/opinions/views contained in this Report. The possession, circulation and/or distribution of this Report may be restricted or regulated in certain jurisdictions by appropriate laws. No action has been or will be taken by KSCRPL in any jurisdiction (other than India), where any action for such purpose (s) is required. Accordingly, this Report shall not be possessed, circulated and/ or distributed in any such country or jurisdiction unless such action is in compliance with all applicable laws and regulations of such country or jurisdiction. KSCRPL requires such a recipient to inform himself about and to observe any restrictions at his own expense, without any liability to KSCRPL. Any dispute arising out of this Report shall be subject to the exclusive jurisdiction of the Courts in India.

KEDIA ADVISORY

KEDIA STOCKS & COMMODITIES RESEARCH PVT LTD

Mumbai, India

SEBI REGISTRATION NUMBER - INH000006156

For more details, please contact: +91 93234 06035 / 96195 51022

Email: info@kediaadvisory.com

Regd.Off.: 1, 2, 3 & 4, 1st Floor, Tulip Bldg, Flower Valley Complex, Khadakpada Circle,
Kalyan-(W), Mumbai-421301